



Dianna Spieker
Tom Green County Treasurer

FY 2024 Monthly Report
May 2024

THE STATE OF TEXAS ()
COUNTY OF TOM GREEN ()
AFFIDAVIT ()

Pursuant to LGC 114.026, I, Dianna M Spieker, Tom Green County Treasurer, do hereby submit The Treasurers' Monthly Report. This report includes, but is not limited to, money received and disbursed; debts due to (if known) and owed by the county; and all other proceedings in the treasurer's office that pertain to the Financial Standing of Tom Green County. The Treasurer's Books and the Auditor's General Ledger agree. The Bank Statements have been reconciled; any adjustments have been noted, including any amount that has been identified as irreconcilable. Irreconcilable differences will be noted and carried in transit until such time as they have been identified and reconciled on the individual bank statements.


Pursuant to GC 2256.023, Internal Management Reports are reported quarterly.

As a matter of internal accounting procedure, any interest earned that is posted by financial institutions to our accounts on the last business day of the month is not included in the combined statement of receipts and disbursements until the following month. Credit Card and E-filing funds are deposited to Clearing Accounts and reconciled monthly. Any funds not previously booked will be credited the following month. These amounts are disclosed in this report.

The total amount of deposits in custody as of the date of this report is the amount of deposits per the combined statement of receipts and disbursements listed on page 2.

Therefore, Dianna Spieker, County Treasurer of Tom Green County, Texas, and Jennifer Englert, Chief Deputy Treasurer of Tom Green County, who are fully sworn, upon oath, state the attached report is true and correct to the best of their knowledge at the time of presentation to the court.

Filed with accompanying vouchers this, the 25th Day of June 2024.



Dianna Spieker, Treasurer, Tom Green County / Date




Jennifer Englert, Chief Deputy Treasurer TGC / Date

Commissioners Court, having reviewed the Treasurer's Report on this date, as presented, having taken reasonable steps to ensure its accuracy and based upon presentations of the Treasurer's Office, approve the report, subject to the county auditor's review and request that it be filed with the official minutes of this meeting. {LGC 114.026(c)}

In addition, the below signatures affirm that the Treasurer's Report complies with the statutes as referenced. {LGC 114.026(d)}

The affidavit must state the amount of the cash and other assets in the county treasurer's custody at the time of the examination. {LGC 114.026(d)} **\$88,268,926.67** Month Ending Balance




County Judge Lane Carter




Commissioner Ralph Hoelscher - Pct. #1



Commissioner Sammy Farmer - Pct. #2



Commissioner Rick Bacon - Pct. #3



Commissioner Shawn Nanny - Pct. #4

Treasurer's Monthly Report

Prepared by Dianna Spieker, Tom Green County Treasurer

Section 1 – Fund Balances

Summary of Funds Page 1

Trial Balance for Cash Per Fund Page 5

Trial Balance for Investments Per Fund Page 22

Section 2 - Cash Flow

Interest Page 23

Bank Service Charge Page 24

Credit Card and Efile Accounts Page 27

Section 3 - Debt

Bond Indebtedness Page 28

Section 4 - Collateral

First Financial Bank Collateral Page 32

Funds the Bank has pledged on behalf of Tom Green County, per the Bank Depository Bid.

Summary of Funds

Short Codes for Bank Accounts

OPER – Operating Bank Account
Bond – Debt Bank Account
CAFÉ – Cafeteria 125 IRS Trust
LPPF – Local Provider Participation Fund
ZP CAFÉ – Zesch Pickett Cafeteria
FORT – Forfeiture
JUV – Juvenile State Funds
CSCD – Adult State Funds
PAYL – Payroll
GRANT – Grant Funds
WIRE – Wire Clearing Account

**Detailed by Type Monies Held by Treasurer Spieker
May-24**

| Bank | | | | | LGIP | | | |
|----------------|----------|-----------------------|---------------|------------------------|-------------------------|----------------------|---------------|-------------------|
| Account | # | FUND | TOTAL | First Financial | LGIP Texas Class | Texpool/PRIME | CD's | Securities |
| OPER | 001 | GENERAL | 57,747,537.84 | 1,827,399.94 | 25,019,745.22 | 4,131,740.08 | 22,902,000.00 | 3,866,652.60 |
| OPER | 005 | R&B #1&3 | 728,651.41 | 728,651.41 | | | | |
| OPER | 006 | R&B #2&4 | 730,968.95 | 730,968.95 | | | | |
| CAFÉ | 009 | CAFÉ' TRUST | 43,391.03 | 43,391.03 | | | | |
| OPER | 010 | CO. LAW LIBR. | 139,140.39 | 139,140.39 | | | | |
| ZP | 011 | ZP-CAFÉ | 2,500.00 | 2,500.00 | | | | |
| OPER | 012 | JCTF | 26,264.92 | 26,264.92 | | | | |
| OPER | 013 | DC TECH | 69,600.32 | 69,600.32 | | | | |
| OPER | 014 | LANG ACCESS | 24,149.34 | 24,149.34 | | | | |
| OPER | 015 | LIBR DONATE | 551,695.17 | 551,695.17 | | | | |
| OPER | 016 | RECORDS MGT-DC | 9,906.07 | 9,906.07 | | | | |
| OPER | 018 | CRTHSE SEC | 87,363.05 | 87,363.05 | | | | |
| OPER | 019 | CC/RM | 109,074.30 | 109,074.30 | | | | |
| OPER | 021 | CIP DONATE | 14,850.95 | 14,850.95 | | | | |
| OPER | 022 | BATES | 85,224.85 | 85,224.85 | | | | |
| OPER | 023 | DIST/COUNTY TECH | 25,422.54 | 25,422.54 | | | | |
| OPER | 024 | SPEC COURT | 46,814.85 | 46,814.85 | | | | |
| OPER | 025 | COURT FAC FEE FUND | 89,905.98 | 89,905.98 | | | | |
| OPER | 026 | SPEC REV TRIALS | 1,000,000.00 | 1,000,000.00 | | | | |
| GRANT | 027 | TCDP | 5.00 | 5.00 | | | | |
| OPER | 028 | TRU/Pre Diversion | 150,505.07 | 150,505.07 | | | | |
| OPER | 029 | CLERK OF THE COURT | 38,082.06 | 38,082.06 | | | | |
| OPER | 030 | CC PRESERV | 467,868.85 | 467,868.85 | | | | |
| OPER | 031 | CC | 25,473.14 | 25,473.14 | | | | |
| OPER | 032 | CC ARCHIVE | 430,799.90 | 430,799.90 | | | | |
| OPER | 035 | Child Abuse | 911.92 | 911.92 | | | | |
| OPER | 036 | Third Crt of Appeals | 3,599.00 | 3,599.00 | | | | |
| OPER | 037 | Justice Security | 184,951.42 | 184,951.42 | | | | |
| OPER | 038 | WASTEWATER | 670.00 | 670.00 | | | | |
| OPER | 040 | JUDICIAL ED & SUPPORT | 5,720.48 | 5,720.48 | | | | |
| OPER | 041 | CA-Pretrial | 164,275.14 | 164,275.14 | | | | |
| OPER | 043 | DA-Pretrial | 111,462.05 | 111,462.05 | | | | |
| OPER | 044 | CRTRPTSV | 64,176.00 | 64,176.00 | | | | |
| OPER | 045 | CO ATTY | 2,590.83 | 2,590.83 | | | | |
| OPER | 046 | COUNTY JURY FUND | 17,738.18 | 17,738.18 | | | | |
| OPER | 047 | JURY DONATE | 2,304.80 | 2,304.80 | | | | |
| OPER | 048 | ELECT CNTRCT | 111,688.68 | 111,688.68 | | | | |
| OPER | 050 | 51ST D.A. ST | 2,897.87 | 2,897.87 | | | | |
| OPER | 051 | LATERAL RDS | 76,163.34 | 76,163.34 | | | | |
| FORT | 052 | 51ST D.A. | 606,182.77 | 606,182.77 | | | | |

**Detailed by Type Monies Held by Treasurer Spieker
May-24**

| <u>Bank</u> | | | | | <u>LGIP</u> | | | |
|----------------|----------|---------------------|---------------|------------------------|-------------------------|----------------------|-------------|-------------------|
| <u>Account</u> | <u>#</u> | <u>FUND</u> | <u>TOTAL</u> | <u>First Financial</u> | <u>LGIP Texas Class</u> | <u>Texpool/PRIME</u> | <u>CD's</u> | <u>Securities</u> |
| OPER | 053 | 51ST DA OUTER CNTY | 17,375.13 | 17,375.13 | | | | |
| LPPF | 054 | LPPF | 10,154,705.86 | 10,154,705.86 | | | | |
| OPER | 055 | 119TH DA ST | 3,827.59 | 3,827.59 | | | | |
| OPER | 056 | STATE FEES-CIVIL | 59,573.00 | 59,573.00 | | | | |
| FORT | 058 | 119TH DA SPEC | 20,789.76 | 20,789.76 | | | | |
| OPER | 059 | 119TH DA OUTER CNTY | 64,828.14 | 64,828.14 | | | | |
| CSCD | 061 | BIPP | 945.46 | 945.46 | | | | |
| CSCD | 062 | AIC/CHAP PROGRAM | (60,082.18) | (60,082.18) | | | | |
| CSCD | 063 | TAIP/CSC GRNT | 49,858.98 | 49,858.98 | | | | |
| CSCD | 064 | D.T.P. | 5,259.17 | 5,259.17 | | | | |
| CSCD | 065 | CSCD | 1,735,937.39 | 1,735,937.39 | | | | |
| CSCD | 066 | CRTC | 268,035.53 | 268,035.53 | | | | |
| CSCD | 069 | SUB. ABUSE | 3,868.10 | 3,868.10 | | | | |
| OPER | 071 | ST & MPL FEES | 34,223.83 | 34,223.83 | | | | |
| OPER | 072 | CCC | 177,904.30 | 177,904.30 | | | | |
| OPER | 073 | GRAFFITI | 662.62 | 662.62 | | | | |
| OPER | 077 | Unclaimed Property | 37,602.97 | 37,602.97 | | | | |
| OPER | 078 | Bail Bond Board | 764,490.08 | 0.28 | 364,489.80 | | 400,000.00 | |
| OPER | 079 | 7th Region | (7,701.06) | (7,701.06) | | | | |
| OPER | 082 | JUDICIAL-Dist/JP | 56,087.52 | 56,087.52 | | | | |
| OPER | 085 | JUSTCT JP4 EQUIP | 78,902.75 | 78,902.75 | | | | |
| BOND | 089 | 2015 IS | 1,254,134.42 | 1,254,134.42 | | | | |
| PAYL | 095 | PAYROLL | 5,537.71 | 5,537.71 | | | | |
| OPER | 097 | LEOSE/Sheriff | 35,605.72 | 35,605.72 | | | | |
| OPER | 098 | CRSFF | 5,344.97 | 5,344.97 | | | | |
| OPER | 100 | CA LEOSE | 1,254.69 | 1,254.69 | | | | |
| OPER | 102 | Const 1 LEOSE | 6,195.02 | 6,195.02 | | | | |
| OPER | 103 | Const 2 LEOSE | 10,601.14 | 10,601.14 | | | | |
| OPER | 104 | Const 3 LEOSE | 4,942.79 | 4,942.79 | | | | |
| OPER | 105 | Const 4 LEOSE | 3,782.78 | 3,782.78 | | | | |
| CSCD | 109 | TCOMI | 16,907.65 | 16,907.65 | | | | |
| OPER | 110 | JDPF | 52,300.51 | 52,300.51 | | | | |
| OPER | 111 | CJ EXCESS | 22,208.24 | 22,208.24 | | | | |
| OPER | 112 | JUV Restitution | 6,959.56 | 6,959.56 | | | | |
| OPER | 114 | Child Safety | 29,842.97 | 29,842.97 | | | | |
| CSCD | 116 | CRTC-Female | 619,235.41 | 619,235.41 | | | | |
| OPER | 117 | JUV Unclaimed Rest | 5,421.85 | 5,421.85 | | | | |
| OPER | 124 | OPIOD | 109,026.51 | 109,026.51 | | | | |
| PAYL | 125 | PAYL-Benefit | 0.00 | \$0.00 | | | | |
| CSCD | 150 | CCP | 11,677.89 | 11,677.89 | | | | |

Detailed by Type Monies Held by Treasurer Spieker

May-24

| Bank Account | # | FUND | TOTAL | First Financial | LGIP Texas Class | Texpool/PRIME | CD's | Securities |
|--------------|-----|--------------------|------------------------|-------------------------|------------------------|-----------------------|------------------------|-----------------------|
| CSCD | 155 | CCP | 0.00 | 0.00 | | | | |
| CSCD | 156 | CCP | 1,438.88 | 1,438.88 | | | | |
| CSCD | 157 | Pretrail Diversion | 20,259.22 | 20,259.22 | | | | |
| FORT | 401 | Sheriff | 190,626.63 | 190,626.63 | | | | |
| JUV | 503 | Com Cor/Reg | 114,412.53 | 114,412.53 | | | | |
| JUV | 504 | IV-E Prog Reg | 147,819.59 | 147,819.59 | | | | |
| JUV | 508 | PSJPO/REG/123 | 13,821.58 | 13,821.58 | | | | |
| JUV | 509 | PY INT/Reg | 17,970.62 | 17,970.62 | | | | |
| JUV | 517 | IV-E Prog Int Coke | 15,455.77 | 15,455.77 | | | | |
| JUV | 541 | Diversion TGC | 0.00 | 0.00 | | | | |
| JUV | 542 | TJJD AWARD | 17,759.72 | 17,759.72 | | | | |
| JUV | 565 | STATE AID REG | 77,994.56 | 77,994.56 | | | | |
| JUV | 566 | STATE SAL REG | 1,910.11 | 1,910.11 | | | | |
| JUV | 575 | STATE AID REG | 406,411.04 | 406,411.04 | | | | |
| JUV | 576 | STATE SAL TGC | 39,188.94 | 39,188.94 | | | | |
| JUV | 577 | DSA DETENTION | 278,537.45 | 278,537.45 | | | | |
| JUV | 582 | TYC | 48,940.69 | 48,940.69 | | | | |
| JUV | 583 | IV-E Program | 1,148,658.92 | 1,148,658.92 | | | | |
| JUV | 595 | GRANT M | 3,324.54 | 3,324.54 | | | | |
| JUV | 596 | GRANT S | 12,185.90 | 12,185.90 | | | | |
| JUV | 597 | IV-E Prog Int TGC | 87,335.94 | 87,335.94 | | | | |
| JUV | 599 | PY INTEREST | 23,169.92 | 23,169.92 | | | | |
| OPER | 600 | Mandated | 33,216.87 | 33,216.87 | | | | |
| OPER | 613 | DA Grants | (12,619.81) | (12,619.81) | | | | |
| OPER | 622 | CV PUB DEF | (414,169.19) | (414,169.19) | | | | |
| OPER | 625 | CA Grants | (8,518.68) | (8,518.68) | | | | |
| OPER | 631 | | 1,282,094.20 | 1,282,094.20 | | | | |
| OPER | 654 | Sheriff Grants | (25,092.92) | (25,092.92) | | | | |
| OPER | 699 | Misc Block Grants | 5,078,190.42 | 871,314.92 | 4,206,875.50 | | | |
| | | TOTAL | \$88,268,926.67 | \$ 27,377,423.47 | \$29,591,110.52 | \$4,131,740.08 | \$23,302,000.00 | \$3,866,652.60 |

PR041924 correction to UNUM

0.00

Verify Balance Versus GL Net Zero

\$ 88,268,926.67

11010 \$ 27,377,423.47

115** \$ 60,891,503.20

w
w

Trial Balance

| | |
|--------------------------|-------|
| Cash | 11010 |
| Securities | 11512 |
| Certificates of Deposits | 11513 |
| Discount on Securities | 11514 |
| Texas Class | 11515 |
| Texpool | 11517 |
| Texpool Prime | 11518 |

TOM GREEN COUNTY



ACCOUNT SUMMARY TRIAL BALANCE FOR FY24/MAY TO MAY

FUND 0001

| ACCOUNT NAME | BEG. BALANCE | ORG | DEBITS | CREDITS | NET CHANGE | END BALANCE |
|-------------------------------------|--------------|------|---------------|---------------|---------------|--------------|
| 0001 11010 CASH | 3,080,985.05 | 0001 | 11,337,433.05 | 12,591,018.16 | -1,253,585.11 | 1,827,399.94 |
| TOTALS FOR FUND 0001 | | | | | | |
| GENERAL FUND | 3,080,985.05 | | 11,337,433.05 | 12,591,018.16 | -1,253,585.11 | 1,827,399.94 |
| 0005 ROAD & BRIDGE PRECINCT 1 & 3 | | | | | | |
| 0005 11010 CASH | 769,837.73 | 0005 | 56,343.66 | 97,529.98 | -41,186.32 | 728,651.41 |
| TOTALS FOR FUND 0005 | | | | | | |
| ROAD & BRIDGE PRECINCT 1 & 3 | 769,837.73 | | 56,343.66 | 97,529.98 | -41,186.32 | 728,651.41 |
| 0006 ROAD & BRIDGE PRECINCT 2 & 4 | | | | | | |
| 0006 11010 CASH | 753,096.47 | 0006 | 50,084.37 | 72,211.89 | -22,127.52 | 730,968.95 |
| TOTALS FOR FUND 0006 | | | | | | |
| ROAD & BRIDGE PRECINCT 2 & 4 | 753,096.47 | | 50,084.37 | 72,211.89 | -22,127.52 | 730,968.95 |
| 0009 CAFETERIA PLAN TRUST | | | | | | |
| 0009 11010 CASH | 41,245.83 | 0009 | 4,613.58 | 2,468.38 | 2,145.20 | 43,391.03 |
| TOTALS FOR FUND 0009 | | | | | | |
| CAFETERIA PLAN TRUST | 41,245.83 | | 4,613.58 | 2,468.38 | 2,145.20 | 43,391.03 |
| 0010 COUNTY LAW LIBRARY | | | | | | |
| 0010 11010 CASH | 138,391.19 | 0010 | 6,558.44 | 5,809.24 | 749.20 | 139,140.39 |
| TOTALS FOR FUND 0010 | | | | | | |
| COUNTY LAW LIBRARY | 138,391.19 | | 6,558.44 | 5,809.24 | 749.20 | 139,140.39 |
| 0011 CAFETERIA/ZP | | | | | | |
| 0011 11010 CASH | 2,500.00 | 0011 | 2,468.38 | 2,468.38 | .00 | 2,500.00 |
| TOTALS FOR FUND 0011 | | | | | | |
| CAFETERIA/ZP | 2,500.00 | | 2,468.38 | 2,468.38 | .00 | 2,500.00 |
| 0012 JUSTICE COURT TECHNOLOGY | | | | | | |
| 0012 11010 CASH | 23,214.84 | 0012 | 3,050.08 | .00 | 3,050.08 | 26,264.92 |
| TOTALS FOR FUND 0012 | | | | | | |
| JUSTICE COURT TECHNOLOGY | 23,214.84 | | 3,050.08 | .00 | 3,050.08 | 26,264.92 |
| 0013 DISTRICT CLERK TECHNOLOGY FUND | | | | | | |
| 0013 11010 CASH | 69,404.60 | 0013 | 195.72 | .00 | 195.72 | 69,600.32 |

6

ACCOUNT SUMMARY TRIAL BALANCE FOR FY24/MAY TO MAY

FUND 0014

| ACCOUNT ACCOUNT NAME | BEG. BALANCE | ORG | DEBITS | CREDITS | NET CHANGE | END BALANCE |
|---|--------------|------|----------|----------|------------|-------------|
| TOTALS FOR FUND 0013 | | | | | | |
| DISTRICT CLERK TECHNOLOGY FUND | 69,404.60 | | 195.72 | .00 | 195.72 | 69,600.32 |
| 0014 LANGUAGE ACCESS FUND | | | | | | |
| 0014 11010 | | 0014 | | | | |
| CASH | 22,807.89 | | 1,341.45 | .00 | 1,341.45 | 24,149.34 |
| TOTALS FOR FUND 0014 | | | | | | |
| LANGUAGE ACCESS FUND | 22,807.89 | | 1,341.45 | .00 | 1,341.45 | 24,149.34 |
| 0015 LIBRARY DONATIONS | | | | | | |
| 0015 11010 | | 0015 | | | | |
| CASH | 549,725.26 | | 4,835.15 | 2,865.24 | 1,969.91 | 551,695.17 |
| TOTALS FOR FUND 0015 | | | | | | |
| LIBRARY DONATIONS | 549,725.26 | | 4,835.15 | 2,865.24 | 1,969.91 | 551,695.17 |
| 0016 COUNTY RECORDS MGMT FUND | | | | | | |
| 0016 11010 | | 0016 | | | | |
| CASH | 9,869.23 | | 36.84 | .00 | 36.84 | 9,906.07 |
| TOTALS FOR FUND 0016 | | | | | | |
| COUNTY RECORDS MGMT FUND | 9,869.23 | | 36.84 | .00 | 36.84 | 9,906.07 |
| 0018 COURTHOUSE SECURITY | | | | | | |
| 0018 11010 | | 0018 | | | | |
| CASH | 83,249.50 | | 4,763.05 | 649.50 | 4,113.55 | 87,363.05 |
| TOTALS FOR FUND 0018 | | | | | | |
| COURTHOUSE SECURITY | 83,249.50 | | 4,763.05 | 649.50 | 4,113.55 | 87,363.05 |
| 0019 COUNTY RECORDS MANAGEMENT | | | | | | |
| 0019 11010 | | 0019 | | | | |
| CASH | 108,600.54 | | 7,367.25 | 6,893.49 | 473.76 | 109,074.30 |
| TOTALS FOR FUND 0019 | | | | | | |
| COUNTY RECORDS MANAGEMENT | 108,600.54 | | 7,367.25 | 6,893.49 | 473.76 | 109,074.30 |
| 0021 CRISIS INTERVENTION DONATIONS | | | | | | |
| 0021 11010 | | 0021 | | | | |
| CASH | 14,609.89 | | 241.06 | .00 | 241.06 | 14,850.95 |
| TOTALS FOR FUND 0021 | | | | | | |
| CRISIS INTERVENTION DONATIONS | 14,609.89 | | 241.06 | .00 | 241.06 | 14,850.95 |
| 0022 LIBRARY BATES FUND | | | | | | |
| 0022 11010 | | 0022 | | | | |
| CASH | 84,985.13 | | 239.72 | .00 | 239.72 | 85,224.85 |

TOM GREEN COUNTY



ACCOUNT SUMMARY TRIAL BALANCE FOR FY24/MAY TO MAY

FUND 0023

| ACCOUNT ACCOUNT NAME | BEG. BALANCE | ORG | DEBITS | CREDITS | NET CHANGE | END BALANCE |
|-------------------------------------|--------------|------|-----------|----------|------------|--------------|
| TOTALS FOR FUND 0022 | | | | | | |
| LIBRARY BATES FUND | 84,985.13 | | 239.72 | .00 | 239.72 | 85,224.85 |
| 0023 DISTRICT/COUNTY CRT TECH FUND | | | | | | |
| 0023 11010 | | 0023 | | | | |
| CASH | 24,981.98 | | 440.56 | .00 | 440.56 | 25,422.54 |
| TOTALS FOR FUND 0023 | | | | | | |
| DISTRICT/COUNTY CRT TECH FUND | 24,981.98 | | 440.56 | .00 | 440.56 | 25,422.54 |
| 0024 SPECIALTY COURT | | | | | | |
| 0024 11010 | | 0024 | | | | |
| CASH | 45,078.37 | | 1,862.57 | 126.09 | 1,736.48 | 46,814.85 |
| TOTALS FOR FUND 0024 | | | | | | |
| SPECIALTY COURT | 45,078.37 | | 1,862.57 | 126.09 | 1,736.48 | 46,814.85 |
| 0025 COURT FACILITY FEE FUND | | | | | | |
| 0025 11010 | | 0025 | | | | |
| CASH | 86,383.09 | | 3,522.89 | .00 | 3,522.89 | 89,905.98 |
| TOTALS FOR FUND 0025 | | | | | | |
| COURT FACILITY FEE FUND | 86,383.09 | | 3,522.89 | .00 | 3,522.89 | 89,905.98 |
| 0026 SPECIAL VENUE TRIALS RESERVE | | | | | | |
| 0026 11010 | | 0026 | | | | |
| CASH | 1,000,000.00 | | 2,827.23 | 2,827.23 | .00 | 1,000,000.00 |
| TOTALS FOR FUND 0026 | | | | | | |
| SPECIAL VENUE TRIALS RESERVE | 1,000,000.00 | | 2,827.23 | 2,827.23 | .00 | 1,000,000.00 |
| 0027 TX COMMUNITY DEV BLOCK GRANT | | | | | | |
| 0027 11010 | | 0027 | | | | |
| CASH | 5.00 | | .00 | .00 | .00 | 5.00 |
| TOTALS FOR FUND 0027 | | | | | | |
| TX COMMUNITY DEV BLOCK GRANT | 5.00 | | .00 | .00 | .00 | 5.00 |
| 0028 TRUANCY PREVENTION & DIVERSION | | | | | | |
| 0028 11010 | | 0028 | | | | |
| CASH | 146,974.21 | | 3,943.36 | 412.50 | 3,530.86 | 150,505.07 |
| TOTALS FOR FUND 0028 | | | | | | |
| TRUANCY PREVENTION & DIVERSION | 146,974.21 | | 3,943.36 | 412.50 | 3,530.86 | 150,505.07 |
| 0029 CLERK OF THE COURT ACCOUNT | | | | | | |
| 0029 11010 | | 0029 | | | | |
| CASH | 36,017.52 | | 11,795.68 | 9,731.14 | 2,064.54 | 38,082.06 |



ACCOUNT SUMMARY TRIAL BALANCE FOR FY24/MAY TO MAY

FUND 0030

| ACCOUNT ACCOUNT NAME | BEG. BALANCE | ORG | DEBITS | CREDITS | NET CHANGE | END BALANCE |
|--|--------------|------|-----------|-----------|------------|-------------|
| TOTALS FOR FUND 0029 | | | | | | |
| CLERK OF THE COURT ACCOUNT | 36,017.52 | | 11,795.68 | 9,731.14 | 2,064.54 | 38,082.06 |
| 0030 CNTY CLERK PRESERV & ARCHIVE | | | | | | |
| 0030 11010 | | 0030 | | | | |
| CASH | 452,354.55 | | 17,357.30 | 1,843.00 | 15,514.30 | 467,868.85 |
| TOTALS FOR FUND 0030 | | | | | | |
| CNTY CLERK PRESERV & ARCHIVE | 452,354.55 | | 17,357.30 | 1,843.00 | 15,514.30 | 467,868.85 |
| 0031 GUARDIANSHIP FUND | | | | | | |
| 0031 11010 | | 0031 | | | | |
| CASH | 23,927.75 | | 1,545.39 | .00 | 1,545.39 | 25,473.14 |
| TOTALS FOR FUND 0031 | | | | | | |
| GUARDIANSHIP FUND | 23,927.75 | | 1,545.39 | .00 | 1,545.39 | 25,473.14 |
| 0032 CNTY CLERK ARCHIVE | | | | | | |
| 0032 11010 | | 0032 | | | | |
| CASH | 430,279.35 | | 15,188.61 | 14,668.06 | 520.55 | 430,799.90 |
| TOTALS FOR FUND 0032 | | | | | | |
| CNTY CLERK ARCHIVE | 430,279.35 | | 15,188.61 | 14,668.06 | 520.55 | 430,799.90 |
| 0035 CHILD ABUSE PREVENTION | | | | | | |
| 0035 11010 | | 0035 | | | | |
| CASH | 994.09 | | 117.83 | 200.00 | -82.17 | 911.92 |
| TOTALS FOR FUND 0035 | | | | | | |
| CHILD ABUSE PREVENTION | 994.09 | | 117.83 | 200.00 | -82.17 | 911.92 |
| 0036 THIRD COURT OF APPEALS | | | | | | |
| 0036 11010 | | 0036 | | | | |
| CASH | 3,589.54 | | 890.23 | 880.77 | 9.46 | 3,599.00 |
| TOTALS FOR FUND 0036 | | | | | | |
| THIRD COURT OF APPEALS | 3,589.54 | | 890.23 | 880.77 | 9.46 | 3,599.00 |
| 0037 JUSTICE COURT SECURITY | | | | | | |
| 0037 11010 | | 0037 | | | | |
| CASH | 180,987.41 | | 3,964.01 | .00 | 3,964.01 | 184,951.42 |
| TOTALS FOR FUND 0037 | | | | | | |
| JUSTICE COURT SECURITY | 180,987.41 | | 3,964.01 | .00 | 3,964.01 | 184,951.42 |
| 0038 WASTEWATER TREATMENT | | | | | | |
| 0038 11010 | | 0038 | | | | |
| CASH | 440.00 | | 231.81 | 1.81 | 230.00 | 670.00 |

9

ACCOUNT SUMMARY TRIAL BALANCE FOR FY24/MAY TO MAY

FUND 0040

| ACCOUNT ACCOUNT NAME | BEG. BALANCE | ORG | DEBITS | CREDITS | NET CHANGE | END BALANCE |
|--|--------------|------|----------|----------|------------|-------------|
| TOTALS FOR FUND 0038 | | | | | | |
| WASTEWATER TREATMENT | 440.00 | | 231.81 | 1.81 | 230.00 | 670.00 |
| 0040 JUDICIAL EDUCATION & SUPPORT | | | | | | |
| 0040 11010 | | 0040 | | | | |
| CASH | 5,473.98 | | 246.50 | .00 | 246.50 | 5,720.48 |
| TOTALS FOR FUND 0040 | | | | | | |
| JUDICIAL EDUCATION & SUPPORT | 5,473.98 | | 246.50 | .00 | 246.50 | 5,720.48 |
| 0041 CA PRETRIAL DIVERSION FUND | | | | | | |
| 0041 11010 | | 0041 | | | | |
| CASH | 158,018.11 | | 8,941.69 | 2,684.66 | 6,257.03 | 164,275.14 |
| TOTALS FOR FUND 0041 | | | | | | |
| CA PRETRIAL DIVERSION FUND | 158,018.11 | | 8,941.69 | 2,684.66 | 6,257.03 | 164,275.14 |
| 0043 DA PRETRIAL DIVERSION FUND | | | | | | |
| 0043 11010 | | 0043 | | | | |
| CASH | 113,418.29 | | 3,814.83 | 5,771.07 | -1,956.24 | 111,462.05 |
| TOTALS FOR FUND 0043 | | | | | | |
| DA PRETRIAL DIVERSION FUND | 113,418.29 | | 3,814.83 | 5,771.07 | -1,956.24 | 111,462.05 |
| 0044 COURT REPORTER SERVICE | | | | | | |
| 0044 11010 | | 0044 | | | | |
| CASH | 61,696.64 | | 4,403.61 | 1,924.25 | 2,479.36 | 64,176.00 |
| TOTALS FOR FUND 0044 | | | | | | |
| COURT REPORTER SERVICE | 61,696.64 | | 4,403.61 | 1,924.25 | 2,479.36 | 64,176.00 |
| 0045 COUNTY ATTY FEE | | | | | | |
| 0045 11010 | | 0045 | | | | |
| CASH | 2,240.16 | | 350.67 | .00 | 350.67 | 2,590.83 |
| TOTALS FOR FUND 0045 | | | | | | |
| COUNTY ATTY FEE | 2,240.16 | | 350.67 | .00 | 350.67 | 2,590.83 |
| 0046 COUNTY JURY FUND | | | | | | |
| 0046 11010 | | 0046 | | | | |
| CASH | 15,976.77 | | 1,761.41 | .00 | 1,761.41 | 17,738.18 |
| TOTALS FOR FUND 0046 | | | | | | |
| COUNTY JURY FUND | 15,976.77 | | 1,761.41 | .00 | 1,761.41 | 17,738.18 |
| 0047 JUROR DONATIONS | | | | | | |
| 0047 11010 | | 0047 | | | | |
| CASH | 2,304.80 | | 6.50 | 6.50 | .00 | 2,304.80 |

ACCOUNT SUMMARY TRIAL BALANCE FOR FY24/MAY TO MAY

FUND 0048

| ACCOUNT ACCOUNT NAME | BEG. BALANCE | ORG | DEBITS | CREDITS | NET CHANGE | END BALANCE |
|---|--------------|------|--------------|------------|--------------|---------------|
| TOTALS FOR FUND 0047 | | | | | | |
| JUROR DONATIONS | 2,304.80 | | 6.50 | 6.50 | .00 | 2,304.80 |
| 0048 ELECTION CONTRACT SERVICES | | | | | | |
| 0048 11010 | | 0048 | | | | |
| CASH | 139,406.46 | | 1,448.65 | 29,166.43 | -27,717.78 | 111,688.68 |
| TOTALS FOR FUND 0048 | | | | | | |
| ELECTION CONTRACT SERVICES | 139,406.46 | | 1,448.65 | 29,166.43 | -27,717.78 | 111,688.68 |
| 0050 51ST DISTRICT ATTY FEE | | | | | | |
| 0050 11010 | | 0050 | | | | |
| CASH | 2,873.47 | | 24.40 | .00 | 24.40 | 2,897.87 |
| TOTALS FOR FUND 0050 | | | | | | |
| 51ST DISTRICT ATTY FEE | 2,873.47 | | 24.40 | .00 | 24.40 | 2,897.87 |
| 0051 LATERAL ROAD | | | | | | |
| 0051 11010 | | 0051 | | | | |
| CASH | 75,949.11 | | 214.23 | .00 | 214.23 | 76,163.34 |
| TOTALS FOR FUND 0051 | | | | | | |
| LATERAL ROAD | 75,949.11 | | 214.23 | .00 | 214.23 | 76,163.34 |
| 0052 51ST DISTRICT ATTY FORFEITURE | | | | | | |
| 0052 11010 | | 0052 | | | | |
| CASH | 615,924.72 | | 10,276.48 | 20,018.43 | -9,741.95 | 606,182.77 |
| TOTALS FOR FUND 0052 | | | | | | |
| 51ST DISTRICT ATTY FORFEITURE | 615,924.72 | | 10,276.48 | 20,018.43 | -9,741.95 | 606,182.77 |
| 0053 51ST DA OUTERCOUNTY | | | | | | |
| 0053 11010 | | 0053 | | | | |
| CASH | 19,641.51 | | 56.99 | 2,323.37 | -2,266.38 | 17,375.13 |
| TOTALS FOR FUND 0053 | | | | | | |
| 51ST DA OUTERCOUNTY | 19,641.51 | | 56.99 | 2,323.37 | -2,266.38 | 17,375.13 |
| 0054 LOCAL PROVIDER PARTICIPATION | | | | | | |
| 0054 11010 | | 0054 | | | | |
| CASH | 5,059,513.57 | | 5,414,787.71 | 319,595.42 | 5,095,192.29 | 10,154,705.86 |
| TOTALS FOR FUND 0054 | | | | | | |
| LOCAL PROVIDER PARTICIPATION | 5,059,513.57 | | 5,414,787.71 | 319,595.42 | 5,095,192.29 | 10,154,705.86 |
| 0055 119TH DISTRICT ATTY FEE | | | | | | |
| 0055 11010 | | 0055 | | | | |
| CASH | 3,817.01 | | 10.58 | .00 | 10.58 | 3,827.59 |

11

TOM GREEN COUNTY



ACCOUNT SUMMARY TRIAL BALANCE FOR FY24/MAY TO MAY

FUND 0056

| ACCOUNT NAME | BEG. BALANCE | ORG | DEBITS | CREDITS | NET CHANGE | END BALANCE |
|-------------------------------------|--------------|------|-----------|-----------|------------|-------------|
| TOTALS FOR FUND 0055 | | | | | | |
| 119TH DISTRICT ATTY FEE | 3,817.01 | | 10.58 | .00 | 10.58 | 3,827.59 |
| 0056 CIVIL STATE FEES | | | | | | |
| 0056 11010 | | 0056 | | | | |
| CASH | 32,895.21 | | 26,963.36 | 285.57 | 26,677.79 | 59,573.00 |
| TOTALS FOR FUND 0056 | | | | | | |
| CIVIL STATE FEES | 32,895.21 | | 26,963.36 | 285.57 | 26,677.79 | 59,573.00 |
| 0058 119TH DISTRICT ATTY FORFEITURE | | | | | | |
| 0058 11010 | | 0058 | | | | |
| CASH | 20,389.59 | | 1,398.93 | 998.76 | 400.17 | 20,789.76 |
| TOTALS FOR FUND 0058 | | | | | | |
| 119TH DISTRICT ATTY FORFEITURE | 20,389.59 | | 1,398.93 | 998.76 | 400.17 | 20,789.76 |
| 0059 119TH DA OUTERCOUNTY | | | | | | |
| 0059 11010 | | 0059 | | | | |
| CASH | 71,957.63 | | 207.93 | 7,337.42 | -7,129.49 | 64,828.14 |
| TOTALS FOR FUND 0059 | | | | | | |
| 119TH DA OUTERCOUNTY | 71,957.63 | | 207.93 | 7,337.42 | -7,129.49 | 64,828.14 |
| 0061 BATTERING INTER & PREV PRGM | | | | | | |
| 0061 11010 | | 0061 | | | | |
| CASH | 3,128.58 | | 3,134.78 | 5,317.90 | -2,183.12 | 945.46 |
| TOTALS FOR FUND 0061 | | | | | | |
| BATTERING INTER & PREV PRGM | 3,128.58 | | 3,134.78 | 5,317.90 | -2,183.12 | 945.46 |
| 0062 AIC/ACC ADDITIONAL FUNDING | | | | | | |
| 0062 11010 | | 0062 | | | | |
| CASH | -74,915.75 | | 47,629.79 | 32,796.22 | 14,833.57 | -60,082.18 |
| TOTALS FOR FUND 0062 | | | | | | |
| AIC/ACC ADDITIONAL FUNDING | -74,915.75 | | 47,629.79 | 32,796.22 | 14,833.57 | -60,082.18 |
| 0063 CONCHO VALLEY TAIP | | | | | | |
| 0063 11010 | | 0063 | | | | |
| CASH | 66,184.25 | | 4,323.70 | 20,648.97 | -16,325.27 | 49,858.98 |
| TOTALS FOR FUND 0063 | | | | | | |
| CONCHO VALLEY TAIP | 66,184.25 | | 4,323.70 | 20,648.97 | -16,325.27 | 49,858.98 |
| 0064 CONCHO VALLEY DRUG COURT | | | | | | |
| 0064 11010 | | 0064 | | | | |
| CASH | 9,721.24 | | 4,069.72 | 8,531.79 | -4,462.07 | 5,259.17 |

12

ACCOUNT SUMMARY TRIAL BALANCE FOR FY24/MAY TO MAY

FUND 0065

| ACCOUNT ACCOUNT NAME | BEG. BALANCE | ORG | DEBITS | CREDITS | NET CHANGE | END BALANCE |
|--|--------------|------|------------|------------|-------------|--------------|
| TOTALS FOR FUND 0064 | | | | | | |
| CONCHO VALLEY DRUG COURT | 9,721.24 | | 4,069.72 | 8,531.79 | -4,462.07 | 5,259.17 |
| 0065 CSCD BASIC SUPERVISION | | | | | | |
| 0065 11010 | | 0065 | | | | |
| CASH | 2,082,549.64 | | 209,203.06 | 555,815.31 | -346,612.25 | 1,735,937.39 |
| TOTALS FOR FUND 0065 | | | | | | |
| CSCD BASIC SUPERVISION | 2,082,549.64 | | 209,203.06 | 555,815.31 | -346,612.25 | 1,735,937.39 |
| 0066 CRTC MALE CCF | | | | | | |
| 0066 11010 | | 0066 | | | | |
| CASH | 529,964.76 | | 62,350.12 | 324,279.35 | -261,929.23 | 268,035.53 |
| TOTALS FOR FUND 0066 | | | | | | |
| CRTC MALE CCF | 529,964.76 | | 62,350.12 | 324,279.35 | -261,929.23 | 268,035.53 |
| 0069 SUBSTANCE ABUSE CASELOAD | | | | | | |
| 0069 11010 | | 0069 | | | | |
| CASH | 6,590.82 | | 31,671.75 | 34,394.47 | -2,722.72 | 3,868.10 |
| TOTALS FOR FUND 0069 | | | | | | |
| SUBSTANCE ABUSE CASELOAD | 6,590.82 | | 31,671.75 | 34,394.47 | -2,722.72 | 3,868.10 |
| 0071 STATE & MUNICIPAL FEES | | | | | | |
| 0071 11010 | | 0071 | | | | |
| CASH | 134,093.81 | | 24,578.75 | 124,448.73 | -99,869.98 | 34,223.83 |
| TOTALS FOR FUND 0071 | | | | | | |
| STATE & MUNICIPAL FEES | 134,093.81 | | 24,578.75 | 124,448.73 | -99,869.98 | 34,223.83 |
| 0072 CRIMINAL STATE FEES | | | | | | |
| 0072 11010 | | 0072 | | | | |
| CASH | 97,130.91 | | 81,663.90 | 890.51 | 80,773.39 | 177,904.30 |
| TOTALS FOR FUND 0072 | | | | | | |
| CRIMINAL STATE FEES | 97,130.91 | | 81,663.90 | 890.51 | 80,773.39 | 177,904.30 |
| 0073 GRAFFITI ERADICATION | | | | | | |
| 0073 11010 | | 0073 | | | | |
| CASH | 660.76 | | 1.86 | .00 | 1.86 | 662.62 |
| TOTALS FOR FUND 0073 | | | | | | |
| GRAFFITI ERADICATION | 660.76 | | 1.86 | .00 | 1.86 | 662.62 |
| 0077 UNCLAIMED PROPERTY FUND | | | | | | |
| 0077 11010 | | 0077 | | | | |
| CASH | 37,602.97 | | 106.31 | 106.31 | .00 | 37,602.97 |

13

ACCOUNT SUMMARY TRIAL BALANCE FOR FY24/MAY TO MAY

FUND 0078

| ACCOUNT NAME | BEG. BALANCE | ORG | DEBITS | CREDITS | NET CHANGE | END BALANCE |
|---------------------------------|--------------|------|--------------|--------------|------------|--------------|
| TOTALS FOR FUND 0077 | | | | | | |
| UNCLAIMED PROPERTY FUND | 37,602.97 | | 106.31 | 106.31 | .00 | 37,602.97 |
| 0078 BAIL BOND COLLATERAL | | | | | | |
| 0078 11010 | | 0078 | | | | |
| CASH | .28 | | .00 | .00 | .00 | .28 |
| TOTALS FOR FUND 0078 | | | | | | |
| BAIL BOND COLLATERAL | .28 | | .00 | .00 | .00 | .28 |
| 0079 7TH ADMIN JUDICIAL REGION | | | | | | |
| 0079 11010 | | 0079 | | | | |
| CASH | .00 | | .00 | 7,701.06 | -7,701.06 | -7,701.06 |
| TOTALS FOR FUND 0079 | | | | | | |
| 7TH ADMIN JUDICIAL REGION | .00 | | .00 | 7,701.06 | -7,701.06 | -7,701.06 |
| 0082 JUDICIAL EFFICIENCY | | | | | | |
| 0082 11010 | | 0082 | | | | |
| CASH | 54,067.41 | | 3,193.21 | 1,173.10 | 2,020.11 | 56,087.52 |
| TOTALS FOR FUND 0082 | | | | | | |
| JUDICIAL EFFICIENCY | 54,067.41 | | 3,193.21 | 1,173.10 | 2,020.11 | 56,087.52 |
| 0085 JUSTICE COURT SUPPORT FUND | | | | | | |
| 0085 11010 | | 0085 | | | | |
| CASH | 72,127.75 | | 6,775.00 | .00 | 6,775.00 | 78,902.75 |
| TOTALS FOR FUND 0085 | | | | | | |
| JUSTICE COURT SUPPORT FUND | 72,127.75 | | 6,775.00 | .00 | 6,775.00 | 78,902.75 |
| 0089 COB INTEREST & SINKING | | | | | | |
| 0089 11010 | | 0089 | | | | |
| CASH | 1,055,487.11 | | 198,651.07 | 3.76 | 198,647.31 | 1,254,134.42 |
| TOTALS FOR FUND 0089 | | | | | | |
| COB INTEREST & SINKING | 1,055,487.11 | | 198,651.07 | 3.76 | 198,647.31 | 1,254,134.42 |
| 0095 PAYROLL | | | | | | |
| 0095 11010 | | 0095 | | | | |
| CASH | 8,031.47 | | 8,302,215.09 | 8,304,708.85 | -2,493.76 | 5,537.71 |
| TOTALS FOR FUND 0095 | | | | | | |
| PAYROLL | 8,031.47 | | 8,302,215.09 | 8,304,708.85 | -2,493.76 | 5,537.71 |
| 0097 SHERIFF LEOSE | | | | | | |
| 0097 11010 | | 0097 | | | | |
| CASH | 36,651.34 | | 103.38 | 1,149.00 | -1,045.62 | 35,605.72 |

14

ACCOUNT SUMMARY TRIAL BALANCE FOR FY24/MAY TO MAY

FUND 0098

| ACCOUNT NAME | BEG. BALANCE | ORG | DEBITS | CREDITS | NET CHANGE | END BALANCE |
|---------------------------------------|--------------|------|----------|----------|------------|-------------|
| TOTALS FOR FUND 0097 | | | | | | |
| SHERIFF LEOSE | 36,651.34 | | 103.38 | 1,149.00 | -1,045.62 | 35,605.72 |
| 0098 CHILD RESTRAINT STATE FEE | | | | | | |
| 0098 11010 CASH | 4,763.75 | 0098 | 593.81 | 12.59 | 581.22 | 5,344.97 |
| TOTALS FOR FUND 0098 | | | | | | |
| CHILD RESTRAINT STATE FEE | 4,763.75 | | 593.81 | 12.59 | 581.22 | 5,344.97 |
| 0100 COUNTY ATTORNEY LEOSE | | | | | | |
| 0100 11010 CASH | 1,251.16 | 0100 | 3.53 | .00 | 3.53 | 1,254.69 |
| TOTALS FOR FUND 0100 | | | | | | |
| COUNTY ATTORNEY LEOSE | 1,251.16 | | 3.53 | .00 | 3.53 | 1,254.69 |
| 0102 CONSTABLE #1 LEOSE | | | | | | |
| 0102 11010 CASH | 6,177.60 | 0102 | 17.42 | .00 | 17.42 | 6,195.02 |
| TOTALS FOR FUND 0102 | | | | | | |
| CONSTABLE #1 LEOSE | 6,177.60 | | 17.42 | .00 | 17.42 | 6,195.02 |
| 0103 CONSTABLE #2 LEOSE | | | | | | |
| 0103 11010 CASH | 10,571.32 | 0103 | 29.82 | .00 | 29.82 | 10,601.14 |
| TOTALS FOR FUND 0103 | | | | | | |
| CONSTABLE #2 LEOSE | 10,571.32 | | 29.82 | .00 | 29.82 | 10,601.14 |
| 0104 CONSTABLE #3 LEOSE | | | | | | |
| 0104 11010 CASH | 4,928.89 | 0104 | 13.90 | .00 | 13.90 | 4,942.79 |
| TOTALS FOR FUND 0104 | | | | | | |
| CONSTABLE #3 LEOSE | 4,928.89 | | 13.90 | .00 | 13.90 | 4,942.79 |
| 0105 CONSTABLE #4 LEOSE | | | | | | |
| 0105 11010 CASH | 3,772.14 | 0105 | 10.64 | .00 | 10.64 | 3,782.78 |
| TOTALS FOR FUND 0105 | | | | | | |
| CONSTABLE #4 LEOSE | 3,772.14 | | 10.64 | .00 | 10.64 | 3,782.78 |
| 0109 MHI SPEC NEEDS OFFENDER | | | | | | |
| 0109 11010 CASH | 21,873.55 | 0109 | 1,721.58 | 6,687.48 | -4,965.90 | 16,907.65 |

ACCOUNT SUMMARY TRIAL BALANCE FOR FY24/MAY TO MAY

FUND 0110

| ACCOUNT ACCOUNT NAME | BEG. BALANCE | ORG | DEBITS | CREDITS | NET CHANGE | END BALANCE |
|--|--------------|------|-----------|------------|-------------|-------------|
| TOTALS FOR FUND 0109 | | | | | | |
| MHI SPEC NEEDS OFFENDER | 21,873.55 | | 1,721.58 | 6,687.48 | -4,965.90 | 16,907.65 |
| 0110 JUVENILE DEFERRED PROCESSING | | | | | | |
| 0110 11010 | | 0110 | | | | |
| CASH | 52,153.40 | | 147.11 | .00 | 147.11 | 52,300.51 |
| TOTALS FOR FUND 0110 | | | | | | |
| JUVENILE DEFERRED PROCESSING | 52,153.40 | | 147.11 | .00 | 147.11 | 52,300.51 |
| 0111 EXCESS CONTRIBUTIONS | | | | | | |
| 0111 11010 | | 0111 | | | | |
| CASH | 22,145.77 | | 62.47 | .00 | 62.47 | 22,208.24 |
| TOTALS FOR FUND 0111 | | | | | | |
| EXCESS CONTRIBUTIONS | 22,145.77 | | 62.47 | .00 | 62.47 | 22,208.24 |
| 0112 JUVENILE RESTITUTION | | | | | | |
| 0112 11010 | | 0112 | | | | |
| CASH | 6,959.56 | | 19.58 | 19.58 | .00 | 6,959.56 |
| TOTALS FOR FUND 0112 | | | | | | |
| JUVENILE RESTITUTION | 6,959.56 | | 19.58 | 19.58 | .00 | 6,959.56 |
| 0114 CHILD SAFETY FEE COUNTY SHARE | | | | | | |
| 0114 11010 | | 0114 | | | | |
| CASH | 37,780.68 | | 2,182.27 | 10,119.98 | -7,937.71 | 29,842.97 |
| TOTALS FOR FUND 0114 | | | | | | |
| CHILD SAFETY FEE COUNTY SHARE | 37,780.68 | | 2,182.27 | 10,119.98 | -7,937.71 | 29,842.97 |
| 0116 CRTC FEMALE CCF | | | | | | |
| 0116 11010 | | 0116 | | | | |
| CASH | 932,113.73 | | 66,575.53 | 379,453.85 | -312,878.32 | 619,235.41 |
| TOTALS FOR FUND 0116 | | | | | | |
| CRTC FEMALE CCF | 932,113.73 | | 66,575.53 | 379,453.85 | -312,878.32 | 619,235.41 |
| 0117 JUVENILE UNCLAIMED RESTITUTION | | | | | | |
| 0117 11010 | | 0117 | | | | |
| CASH | 5,387.12 | | 34.73 | .00 | 34.73 | 5,421.85 |
| TOTALS FOR FUND 0117 | | | | | | |
| JUVENILE UNCLAIMED RESTITUTION | 5,387.12 | | 34.73 | .00 | 34.73 | 5,421.85 |
| 0124 OPIOID ABATEMENT SETTLEMENT | | | | | | |
| 0124 11010 | | 0124 | | | | |
| CASH | 108,758.66 | | 267.85 | .00 | 267.85 | 109,026.51 |

TOM GREEN COUNTY



ACCOUNT SUMMARY TRIAL BALANCE FOR FY24/MAY TO MAY

FUND 0125

| ACCOUNT ACCOUNT NAME | BEG. BALANCE | ORG | DEBITS | CREDITS | NET CHANGE | END BALANCE |
|--|--------------|------|------------|------------|------------|-------------|
| TOTALS FOR FUND 0124 | | | | | | |
| OPIOID ABATEMENT SETTLEMENT | 108,758.66 | | 267.85 | .00 | 267.85 | 109,026.51 |
| 0125 TGC BENEFITS TRUST | | | | | | |
| 0125 11010 | | 0125 | | | | |
| CASH | 225.97 | | 497,696.77 | 497,922.74 | -225.97 | .00 |
| TOTALS FOR FUND 0125 | | | | | | |
| TGC BENEFITS TRUST | 225.97 | | 497,696.77 | 497,922.74 | -225.97 | .00 |
| 0150 COMMUNITY RE-ENRICHMENT WORK | | | | | | |
| 0150 11010 | | 0150 | | | | |
| CASH | 22,600.68 | | 4,101.29 | 15,024.08 | -10,922.79 | 11,677.89 |
| TOTALS FOR FUND 0150 | | | | | | |
| COMMUNITY RE-ENRICHMENT WORK | 22,600.68 | | 4,101.29 | 15,024.08 | -10,922.79 | 11,677.89 |
| 0155 DOMESTIC VIOLENCE CASELOAD | | | | | | |
| 0155 11010 | | 0155 | | | | |
| CASH | 634.44 | | 12,200.87 | 12,835.31 | -634.44 | .00 |
| TOTALS FOR FUND 0155 | | | | | | |
| DOMESTIC VIOLENCE CASELOAD | 634.44 | | 12,200.87 | 12,835.31 | -634.44 | .00 |
| 0156 SEX OFFENDER COUNSELING | | | | | | |
| 0156 11010 | | 0156 | | | | |
| CASH | 3,880.43 | | 10,261.47 | 12,703.02 | -2,441.55 | 1,438.88 |
| TOTALS FOR FUND 0156 | | | | | | |
| SEX OFFENDER COUNSELING | 3,880.43 | | 10,261.47 | 12,703.02 | -2,441.55 | 1,438.88 |
| 0157 PRETRIAL DIVERSION PROGRAM | | | | | | |
| 0157 11010 | | 0157 | | | | |
| CASH | 28,195.48 | | 9,674.36 | 17,610.62 | -7,936.26 | 20,259.22 |
| TOTALS FOR FUND 0157 | | | | | | |
| PRETRIAL DIVERSION PROGRAM | 28,195.48 | | 9,674.36 | 17,610.62 | -7,936.26 | 20,259.22 |
| 0401 SHERIFF FORFEITURE | | | | | | |
| 0401 11010 | | 0401 | | | | |
| CASH | 185,154.93 | | 16,065.74 | 10,594.04 | 5,471.70 | 190,626.63 |
| TOTALS FOR FUND 0401 | | | | | | |
| SHERIFF FORFEITURE | 185,154.93 | | 16,065.74 | 10,594.04 | 5,471.70 | 190,626.63 |
| 0500 STATE AID REGIONAL | | | | | | |
| 0500 11010 | | 0500 | | | | |
| CASH | .00 | | 209,406.64 | 209,406.64 | .00 | .00 |

17

TOM GREEN COUNTY



ACCOUNT SUMMARY TRIAL BALANCE FOR FY24/MAY TO MAY

FUND 0503

| ACCOUNT ACCOUNT NAME | BEG. BALANCE | ORG | DEBITS | CREDITS | NET CHANGE | END BALANCE |
|---------------------------------|--------------|------|------------|------------|------------|-------------|
| TOTALS FOR FUND 0500 | | | | | | |
| STATE AID REGIONAL | .00 | | 209,406.64 | 209,406.64 | .00 | .00 |
| 0503 COMM CORRECTIONS LOCAL | | | | | | |
| 0503 11010 | | 0503 | | | | |
| CASH | 117,155.94 | | 330.77 | 3,074.18 | -2,743.41 | 114,412.53 |
| TOTALS FOR FUND 0503 | | | | | | |
| COMM CORRECTIONS LOCAL | 117,155.94 | | 330.77 | 3,074.18 | -2,743.41 | 114,412.53 |
| 0504 TITLE IV E REGIONAL | | | | | | |
| 0504 11010 | | 0504 | | | | |
| CASH | 147,819.59 | | 415.05 | 415.05 | .00 | 147,819.59 |
| TOTALS FOR FUND 0504 | | | | | | |
| TITLE IV E REGIONAL | 147,819.59 | | 415.05 | 415.05 | .00 | 147,819.59 |
| 0508 TYC REGIONAL | | | | | | |
| 0508 11010 | | 0508 | | | | |
| CASH | 13,821.58 | | 38.81 | 38.81 | .00 | 13,821.58 |
| TOTALS FOR FUND 0508 | | | | | | |
| TYC REGIONAL | 13,821.58 | | 38.81 | 38.81 | .00 | 13,821.58 |
| 0509 PRIOR YR INTEREST REGIONAL | | | | | | |
| 0509 11010 | | 0509 | | | | |
| CASH | 17,364.53 | | 606.09 | .00 | 606.09 | 17,970.62 |
| TOTALS FOR FUND 0509 | | | | | | |
| PRIOR YR INTEREST REGIONAL | 17,364.53 | | 606.09 | .00 | 606.09 | 17,970.62 |
| 0517 TITLE IV E INT COKE | | | | | | |
| 0517 11010 | | 0517 | | | | |
| CASH | 15,040.72 | | 415.05 | .00 | 415.05 | 15,455.77 |
| TOTALS FOR FUND 0517 | | | | | | |
| TITLE IV E INT COKE | 15,040.72 | | 415.05 | .00 | 415.05 | 15,455.77 |
| 0541 TGC DIVERSION GRANT | | | | | | |
| 0541 11010 | | 0541 | | | | |
| CASH | -15,250.00 | | 22,750.00 | 7,500.00 | 15,250.00 | .00 |
| TOTALS FOR FUND 0541 | | | | | | |
| TGC DIVERSION GRANT | -15,250.00 | | 22,750.00 | 7,500.00 | 15,250.00 | .00 |
| 0542 TJJD AWARD | | | | | | |
| 0542 11010 | | 0542 | | | | |
| CASH | 17,759.88 | | 8,919.74 | 8,919.90 | -.16 | 17,759.72 |

ACCOUNT SUMMARY TRIAL BALANCE FOR FY24/MAY TO MAY

FUND 0565

| ACCOUNT ACCOUNT NAME | BEG. BALANCE | ORG | DEBITS | CREDITS | NET CHANGE | END BALANCE |
|--|--------------|------|-----------|-----------|------------|--------------|
| TOTALS FOR FUND 0542 | | | | | | |
| TJJD AWARD | 17,759.88 | | 8,919.74 | 8,919.90 | -.16 | 17,759.72 |
| 0565 STATE AID REG | | | | | | |
| 0565 11010 | | 0565 | | | | |
| CASH | 74,916.82 | | 20,388.87 | 17,311.13 | 3,077.74 | 77,994.56 |
| TOTALS FOR FUND 0565 | | | | | | |
| STATE AID REG | 74,916.82 | | 20,388.87 | 17,311.13 | 3,077.74 | 77,994.56 |
| 0566 STATE SALARY ADJUSTMENT | | | | | | |
| 0566 11010 | | 0566 | | | | |
| CASH | 2,730.91 | | 8.23 | 829.03 | -820.80 | 1,910.11 |
| TOTALS FOR FUND 0566 | | | | | | |
| STATE SALARY ADJUSTMENT | 2,730.91 | | 8.23 | 829.03 | -820.80 | 1,910.11 |
| 0575 STATE AID TGC | | | | | | |
| 0575 11010 | | 0575 | | | | |
| CASH | 366,129.36 | | 89,846.75 | 49,565.07 | 40,281.68 | 406,411.04 |
| TOTALS FOR FUND 0575 | | | | | | |
| STATE AID TGC | 366,129.36 | | 89,846.75 | 49,565.07 | 40,281.68 | 406,411.04 |
| 0576 ST SALARY ADJUSTMENT | | | | | | |
| 0576 11010 | | 0576 | | | | |
| CASH | 54,433.60 | | 162.80 | 15,407.46 | -15,244.66 | 39,188.94 |
| TOTALS FOR FUND 0576 | | | | | | |
| ST SALARY ADJUSTMENT | 54,433.60 | | 162.80 | 15,407.46 | -15,244.66 | 39,188.94 |
| 0577 DSA -DETENTION BED EXPANSION | | | | | | |
| 0577 11010 | | 0577 | | | | |
| CASH | 284,756.22 | | 54,361.90 | 60,580.67 | -6,218.77 | 278,537.45 |
| TOTALS FOR FUND 0577 | | | | | | |
| DSA -DETENTION BED EXPANSION | 284,756.22 | | 54,361.90 | 60,580.67 | -6,218.77 | 278,537.45 |
| 0582 TYC TGC PAROLE SERVICES | | | | | | |
| 0582 11010 | | 0582 | | | | |
| CASH | 48,940.69 | | 137.42 | 137.42 | .00 | 48,940.69 |
| TOTALS FOR FUND 0582 | | | | | | |
| TYC TGC PAROLE SERVICES | 48,940.69 | | 137.42 | 137.42 | .00 | 48,940.69 |
| 0583 TITLE IV E TGC | | | | | | |
| 0583 11010 | | 0583 | | | | |
| CASH | 1,157,644.01 | | 3,256.07 | 12,241.16 | -8,985.09 | 1,148,658.92 |

ACCOUNT SUMMARY TRIAL BALANCE FOR FY24/MAY TO MAY

FUND 0595

| ACCOUNT NAME | BEG. BALANCE | ORG | DEBITS | CREDITS | NET CHANGE | END BALANCE |
|--|--------------|------|------------|------------|-------------|--------------|
| TOTALS FOR FUND 0583 | | | | | | |
| TITLE IV E TGC | 1,157,644.01 | | 3,256.07 | 12,241.16 | -8,985.09 | 1,148,658.92 |
| 0595 SPECIAL NEEDS DIVERSIONARY PRM | | | | | | |
| 0595 11010 | | 0595 | | | | |
| CASH | 4,175.54 | | 2,669.28 | 3,520.28 | -851.00 | 3,324.54 |
| TOTALS FOR FUND 0595 | | | | | | |
| SPECIAL NEEDS DIVERSIONARY PRM | 4,175.54 | | 2,669.28 | 3,520.28 | -851.00 | 3,324.54 |
| 0596 PIDPP - GRANT "S" | | | | | | |
| 0596 11010 | | 0596 | | | | |
| CASH | 12,186.00 | | 6,120.95 | 6,121.05 | -.10 | 12,185.90 |
| TOTALS FOR FUND 0596 | | | | | | |
| PIDPP - GRANT "S" | 12,186.00 | | 6,120.95 | 6,121.05 | -.10 | 12,185.90 |
| 0597 TITLE IV E INT TGC | | | | | | |
| 0597 11010 | | 0597 | | | | |
| CASH | 84,079.87 | | 3,256.07 | .00 | 3,256.07 | 87,335.94 |
| TOTALS FOR FUND 0597 | | | | | | |
| TITLE IV E INT TGC | 84,079.87 | | 3,256.07 | .00 | 3,256.07 | 87,335.94 |
| 0599 PRIOR YR INTEREST TGC | | | | | | |
| 0599 11010 | | 0599 | | | | |
| CASH | 21,172.75 | | 1,997.17 | .00 | 1,997.17 | 23,169.92 |
| TOTALS FOR FUND 0599 | | | | | | |
| PRIOR YR INTEREST TGC | 21,172.75 | | 1,997.17 | .00 | 1,997.17 | 23,169.92 |
| 0600 REIM FOR MANDATED FUNDING | | | | | | |
| 0600 11010 | | 0600 | | | | |
| CASH | -1,602.90 | | 40,840.69 | 6,020.92 | 34,819.77 | 33,216.87 |
| TOTALS FOR FUND 0600 | | | | | | |
| REIM FOR MANDATED FUNDING | -1,602.90 | | 40,840.69 | 6,020.92 | 34,819.77 | 33,216.87 |
| 0613 DISTRICT ATTY GRANTS | | | | | | |
| 0613 11010 | | 0613 | | | | |
| CASH | -7,253.71 | | .00 | 5,366.10 | -5,366.10 | -12,619.81 |
| TOTALS FOR FUND 0613 | | | | | | |
| DISTRICT ATTY GRANTS | -7,253.71 | | .00 | 5,366.10 | -5,366.10 | -12,619.81 |
| 0622 CONCHO VALLEY PUBLIC DEFENDER | | | | | | |
| 0622 11010 | | 0622 | | | | |
| CASH | -217,589.60 | | 245,437.39 | 442,016.98 | -196,579.59 | -414,169.19 |

20

TOM GREEN COUNTY



ACCOUNT SUMMARY TRIAL BALANCE FOR FY24/MAY TO MAY

FUND 0625

| ACCOUNT ACCOUNT NAME | BEG. BALANCE | ORG | DEBITS | CREDITS | NET CHANGE | END BALANCE |
|--------------------------------|---------------|------|---------------|---------------|--------------|---------------|
| TOTALS FOR FUND 0622 | | | | | | |
| CONCHO VALLEY PUBLIC DEFENDER | -217,589.60 | | 245,437.39 | 442,016.98 | -196,579.59 | -414,169.19 |
| 0625 COUNTY ATTY GRANTS | | | | | | |
| 0625 11010 | | 0625 | | | | |
| CASH | -3,516.22 | | .00 | 5,002.46 | -5,002.46 | -8,518.68 |
| TOTALS FOR FUND 0625 | | | | | | |
| COUNTY ATTY GRANTS | -3,516.22 | | .00 | 5,002.46 | -5,002.46 | -8,518.68 |
| 0631 SB22 | | | | | | |
| 0631 11010 | | 0631 | | | | |
| CASH | 1,319,782.21 | | 3,630.15 | 41,318.16 | -37,688.01 | 1,282,094.20 |
| TOTALS FOR FUND 0631 | | | | | | |
| SB22 | 1,319,782.21 | | 3,630.15 | 41,318.16 | -37,688.01 | 1,282,094.20 |
| 0654 SHERIFF GRANTS | | | | | | |
| 0654 11010 | | 0654 | | | | |
| CASH | -11,874.84 | | 3,531.17 | 16,749.25 | -13,218.08 | -25,092.92 |
| TOTALS FOR FUND 0654 | | | | | | |
| SHERIFF GRANTS | -11,874.84 | | 3,531.17 | 16,749.25 | -13,218.08 | -25,092.92 |
| 0699 BLOCK GRANTS | | | | | | |
| 0699 11010 | | 0699 | | | | |
| CASH | 452,539.28 | | 1,542,048.78 | 1,123,273.14 | 418,775.64 | 871,314.92 |
| TOTALS FOR FUND 0699 | | | | | | |
| BLOCK GRANTS | 452,539.28 | | 1,542,048.78 | 1,123,273.14 | 418,775.64 | 871,314.92 |
| REPORT TOTALS | 24,119,801.88 | | 28,880,101.81 | 25,622,480.22 | 3,257,621.59 | 27,377,423.47 |

** END OF REPORT - Generated by JENNIFER ENGLERT **

21

ACCOUNT SUMMARY TRIAL BALANCE FOR FY24/MAY TO MAY

FUND 0001

| ACCOUNT ACCOUNT NAME | BEG. BALANCE | ORG | DEBITS | CREDITS | NET CHANGE | END BALANCE |
|---|----------------------|------|---------------------|---------------------|----------------------|----------------------|
| 0001 11512 SECURITIES | 4,000,000.00 | 0001 | .00 | .00 | .00 | 4,000,000.00 |
| 0001 11513 FFBNK CERTIFICATE OF DEPOSITS | 21,170,000.00 | 0001 | 3,658,000.00 | 1,926,000.00 | 1,732,000.00 | 22,902,000.00 |
| 0001 11514 DISCOUNT US TREASURY BOND | -133,347.40 | 0001 | .00 | .00 | .00 | -133,347.40 |
| 0001 11515 TEXAS CLASS | 27,870,024.72 | 0001 | 151,338.55 | 3,001,618.05 | -2,850,279.50 | 25,019,745.22 |
| 0001 11517 TEXPOOL INVESTMENTS | 1,427,382.18 | 0001 | 6,234.60 | .00 | 6,234.60 | 1,433,616.78 |
| 0001 11518 TEXPOOL PRIME INVESTMENTS | 2,686,032.94 | 0001 | 12,090.36 | .00 | 12,090.36 | 2,698,123.30 |
| TOTALS FOR FUND 0001 | | | | | | |
| GENERAL FUND | 57,020,092.44 | | 3,827,663.51 | 4,927,618.05 | -1,099,954.54 | 55,920,137.90 |
| 0078 BAIL BOND COLLATERAL | | | | | | |
| 0078 11513 CERTIFICATE OF DEPOSITS | 460,000.00 | 0078 | .00 | 60,000.00 | -60,000.00 | 400,000.00 |
| 0078 11515 CLEAR TEXAS CLASS | 334,080.28 | 0078 | 1,489.67 | .00 | 1,489.67 | 335,569.95 |
| 0078 11515 QUICK TEXAS CLASS | 28,791.47 | 0078 | 128.38 | .00 | 128.38 | 28,919.85 |
| TOTALS FOR FUND 0078 | | | | | | |
| BAIL BOND COLLATERAL | 822,871.75 | | 1,618.05 | 60,000.00 | -58,381.95 | 764,489.80 |
| 0699 BLOCK GRANTS | | | | | | |
| 0699 11515 21011 TEXAS CLASS | 5,706,875.50 | 0699 | .00 | 1,500,000.00 | -1,500,000.00 | 4,206,875.50 |
| TOTALS FOR FUND 0699 | | | | | | |
| BLOCK GRANTS | 5,706,875.50 | | .00 | 1,500,000.00 | -1,500,000.00 | 4,206,875.50 |
| REPORT TOTALS | 63,549,839.69 | | 3,829,281.56 | 6,487,618.05 | -2,658,336.49 | 60,891,503.20 |

** END OF REPORT - Generated by JENNIFER ENGLERT **

Interest Earned

Bank Service Charge

Credit Card Balance

Electronic Filing Balance

First Financial(Oper)

Texas Class (Average Yield)

| Interest Earned | Interest Rate | Interest Variance | Fiscal | Interest Earned | Interest Rate | Interest Variance |
|-----------------|---------------|-------------------|--------|-----------------|---------------|-------------------|
| NA | 4.6589% | NA | Sep-23 | NA | 5.5213% | NA |
| \$ 18,952.04 | 4.6722% | 0.0133% | Oct-23 | \$ 120,647.49 | 5.5550% | 0.0337% |
| \$ 29,209.54 | 4.6325% | -0.0397% | Nov-23 | \$ 87,940.66 | 5.5859% | 0.0309% |
| \$ 31,062.85 | 4.6047% | -0.0278% | Dec-23 | \$ 84,452.74 | 5.5744% | -0.0115% |
| \$ 40,271.14 | 4.5824% | -0.0223% | Jan-24 | \$ 98,946.81 | 5.5403% | -0.0341% |
| \$ 36,105.28 | 4.5795% | -0.0029% | Feb-24 | \$ 138,881.64 | 5.4842% | -0.0581% |
| \$ 32,391.92 | 4.5778% | -0.0017% | Mar-24 | \$ 155,042.90 | 5.4652% | -0.0190% |
| \$ 32,691.17 | 4.5766% | -0.0012% | Apr-24 | \$ 149,720.50 | 5.4286% | -0.0366% |
| \$ 31,573.54 | 4.5856% | 0.0090% | May-24 | \$ 142,091.12 | 5.4273% | -0.0013% |
| \$ - | 0.0000% | 0.0000% | Jun-24 | \$ - | 0.0000% | 0.0000% |
| \$ - | 0.0000% | 0.0000% | Jul-24 | \$ - | 0.0000% | 0.0000% |
| \$ - | 0.0000% | 0.0000% | Aug-24 | \$ - | 0.0000% | 0.0000% |
| \$ - | 0.0000% | 0.0000% | Sep-24 | \$ - | 0.0000% | 0.0000% |
| \$ 252,257.48 | 4.6014% | | TTD | \$ 977,723.86 | 5.5076% | |

**FF (OPER) is always a month behind

* FF Interest is only for the OPER Account - the Munis detail will include all bank accounts

Texpool (AVERAGE MONTHLY RATE)

Texpool Prime (AVERAGE MONTHLY RATE)

| Interest Earned | Interest Rate | Interest Variance | Fiscal | Interest Earned | Interest Rate | Interest Variance |
|-----------------|---------------|----------------------|--------|-----------------|---------------|----------------------|
| NA | 5.3212% | NA* Changed from NAV | Sep-23 | NA | 5.5512% | NA* Changed from NAV |
| \$ 10,823.97 | 5.3589% | 0.0377% | Oct-23 | \$ 17,082.36 | 5.5864% | 0.0352% |
| \$ 10,549.06 | 5.3724% | 0.0135% | Nov-23 | \$ 16,691.36 | 5.6138% | 0.0274% |
| \$ 9,030.08 | 5.3694% | -0.0030% | Dec-23 | \$ 15,277.86 | 5.5951% | -0.0187% |
| \$ 6,394.94 | 5.3455% | -0.0239% | Jan-24 | \$ 12,484.12 | 5.5480% | -0.0471% |
| \$ 5,986.58 | 5.3251% | -0.0204% | Feb-24 | \$ 11,640.34 | 5.5038% | -0.0442% |
| \$ 6,415.83 | 5.3161% | -0.0090% | Mar-24 | \$ 12,484.19 | 5.4891% | -0.0147% |
| \$ 6,234.60 | 5.3142% | -0.0019% | Apr-24 | \$ 12,090.36 | 5.4765% | -0.0126% |
| \$ 6,472.83 | 5.3161% | 0.0019% | May-24 | \$ 12,500.20 | 5.4549% | -0.0216% |
| \$ - | 0.0000% | 0.0000% | Jun-24 | \$ - | 0.0000% | 0.0000% |
| \$ - | 0.0000% | 0.0000% | Jul-24 | \$ - | 0.0000% | 0.0000% |
| \$ - | 0.0000% | 0.0000% | Aug-24 | \$ - | 0.0000% | 0.0000% |
| \$ - | 0.0000% | 0.0000% | Sep-24 | \$ - | 0.0000% | 0.0000% |
| \$ 61,907.69 | 5.3397% | | TTD | \$ 110,230.79 | 5.5335% | |

06/18/2024
11:02:02

TUM GREEN COUNTY
FY24 INTEREST POSTED AS OF 06/18/24

PAGE 1
glf1xprt

FROM 2024 01 TO 2024 05

| | ORIGINAL APPROP | TRANFRS/ ADJSTMTS | REVISED BUDGET | ACTUALS | ENCUMBRANCES | AVAILABLE BUDGET | PCT USED |
|--------------------------------------|--------------------|----------------------|-------------------|------------|--------------|---------------------|-------------|
| 43701 DEPOSITORY INTEREST | 121,156 | 50,000 | 171,156 | 254,743.61 | .00 | -83,587.61 | 148.8% |
| TOTAL REVENUES | 121,156 | 50,000 | 171,156 | 254,743.61 | .00 | -83,587.61 | |
| 43703 CERTIFICATE OF DEPOSIT INTERES | 200,000 | 0 | 200,000 | 220,045.70 | .00 | -20,045.70 | 110.0% |
| TOTAL REVENUES | 200,000 | 0 | 200,000 | 220,045.70 | .00 | -20,045.70 | |
| 43705 TEXAS CLASS INTEREST | 1,000,000 | 0 | 1,000,000 | 391,987.70 | .00 | 608,012.30 | 39.2% |
| TOTAL REVENUES | 1,000,000 | 0 | 1,000,000 | 391,987.70 | .00 | 608,012.30 | |
| 43707 TEXPOOL INTEREST | 75,000 | 0 | 75,000 | 36,798.05 | .00 | 38,201.95 | 49.1% |
| TOTAL REVENUES | 75,000 | 0 | 75,000 | 36,798.05 | .00 | 38,201.95 | |
| 43708 TEXPOOL PRIME INTEREST | 175,000 | 0 | 175,000 | 61,535.70 | .00 | 113,464.30 | 35.2% |
| TOTAL REVENUES | 175,000 | 0 | 175,000 | 61,535.70 | .00 | 113,464.30 | |
| 43712 MINERAL INTEREST | 750 | 0 | 750 | 1,101.75 | .00 | -351.75 | 146.9% |
| TOTAL REVENUES | 750 | 0 | 750 | 1,101.75 | .00 | -351.75 | |
| GRAND TOTAL | 1,571,906 | 50,000 | 1,621,906 | 966,212.51 | .00 | 655,693.49 | 59.6% |

06/18/2024
11:02:54

TOM GREEN COUNTY
FY24 BANK SERVICE POSTED AS OF 06/18/24

PAGE 1
glflxrpt

FROM 2024 01 TO 2024 04

| | ORIGINAL APPROP | TRANFRS/ ADJSTMTS | REVISED BUDGET | ACTUALS | ENCUMBRANCES | AVAILABLE BUDGET | PCT USED |
|------------------------|--------------------|----------------------|-------------------|----------|--------------|---------------------|-------------|
| 70444 BANK SVC CHARGES | 40,000 | 0 | 40,000 | 2,506.31 | .00 | 37,493.69 | 6.3% |
| TOTAL EXPENSES | 40,000 | 0 | 40,000 | 2,506.31 | .00 | 37,493.69 | |
| GRAND TOTAL | 40,000 | 0 | 40,000 | 2,506.31 | .00 | 37,493.69 | 6.3% |

ACCOUNT SUMMARY TRIAL BALANCE FOR FY24/MAY TO MAY

FUND 0001

| ACCOUNT ACCOUNT NAME | BEG. BALANCE | ORG | DEBITS | CREDITS | NET CHANGE | END BALANCE |
|--|--------------|------|------------|------------|------------|-------------|
| 0001 11703 COUNTY CLERK CREDIT CARD | 2,952.40 | 0001 | 56,113.30 | 59,068.20 | -2,954.90 | -2.50 |
| 0001 11714 DISTRICT CLERK CREDIT CARD | 1,290.00 | 0001 | 20,384.58 | 21,931.00 | -1,546.42 | -256.42 |
| 0001 11715 JP1 CREDIT CARD CLEARING ACCT | 1,522.24 | 0001 | 7,798.75 | 8,853.00 | -1,054.25 | 467.99 |
| 0001 11716 JP2 CREDIT CARD CLEARING ACCT | 5,218.40 | 0001 | 76,161.41 | 77,648.10 | -1,486.69 | 3,731.71 |
| 0001 11717 JP3 CREDIT CARD CLEARING ACCT | 1,661.00 | 0001 | 46,843.87 | 46,577.10 | 266.77 | 1,927.77 |
| 0001 11718 JP4 CREDIT CARD CLEARING ACCT | 1,155.08 | 0001 | 22,662.26 | 22,189.00 | 473.26 | 1,628.34 |
| 0001 11723 COUNTY CLERK EFILE ACCOUNT | 679.00 | 0001 | 17,265.00 | 17,540.00 | -275.00 | 404.00 |
| 0001 11724 DISTRICT CLERK EFILE ACCOUNT | 445.00 | 0001 | 20,551.00 | 20,647.00 | -96.00 | 349.00 |
| 0001 11725 JP#1 EFILE ACCOUNT | 5.00 | 0001 | .00 | .00 | .00 | 5.00 |
| 0001 11726 JP#2 EFILE ACCOUNT | 5.00 | 0001 | .00 | .00 | .00 | 5.00 |
| 0001 11727 JP#3 EFILE ACCOUNT | 5.00 | 0001 | .00 | .00 | .00 | 5.00 |
| 0001 11728 JP#4 EFILE ACCOUNT | 5.00 | 0001 | 2,075.00 | 1,967.00 | 108.00 | 113.00 |
| 0001 11750 ACH/WIRE BANK ACCOUNT IRS | -26.00 | 0001 | 261.00 | 230.00 | 31.00 | 5.00 |
| 0001 11780 LIBRARY CREDIT CARD CLEARING | 136.67 | 0001 | 2,679.89 | 2,648.78 | 31.11 | 167.78 |
| 0001 11785 PARKS CREDIT CARD CLEARING | .00 | 0001 | 865.00 | 865.00 | .00 | .00 |
| TOTALS FOR FUND 0001 | | | | | | |
| GENERAL FUND | 15,053.79 | | 273,661.06 | 280,164.18 | -6,503.12 | 8,550.67 |
| 0062 AIC/ACC ADDITIONAL FUNDING | | | | | | |
| 0062 11765 CSCD BOND CREDIT CARD CLEARING | -9.75 | 0062 | 1,430.25 | 1,345.00 | 85.25 | 75.50 |
| TOTALS FOR FUND 0062 | | | | | | |
| AIC/ACC ADDITIONAL FUNDING | -9.75 | | 1,430.25 | 1,345.00 | 85.25 | 75.50 |
| REPORT TOTALS | 15,044.04 | | 275,091.31 | 281,509.18 | -6,417.87 | 8,626.17 |

** END OF REPORT - Generated by JENNIFER ENGLERT **

Bond Indebtedness

Tax Notes

| | |
|---------------------------------------|---------------|
| Certificate of Obligation Series 2015 | 42,040,000.00 |
| Certificate of Obligation Series 2017 | 8,030,000.00 |
| Certificate of Obligation Series 2018 | 7,010,000.00 |

*Principal paid annually, February 1st

TOM GREEN COUNTY INDEBTEDNESS

May-24

TOM GREEN COUNTY INDEBTEDNESS

15 Certificate of Obligation

FUND 089 CERTIFICATE OF OBLIGATION SERIES 2015

3.54075300% (Net Eff Int Rate - Texas Vernon's)

ORIGINAL DEBT ISSUED \$50,000,000.00

| PREVIOUS BALANCE OUTSTANDING | PRINCIPAL PAYMENT DUE | CURRENT BALANCE OUTSTANDING | SCHEDULED DUE DATE | |
|------------------------------------|--------------------------|-----------------------------------|--------------------------|-------------|
| 50,000,000.00 | \$0.00 | 50,000,000.00 | 01-Feb-16 | |
| 50,000,000.00 | \$0.00 | 50,000,000.00 | 01-Feb-17 | |
| 50,000,000.00 | \$1,365,000.00 | 48,635,000.00 | 01-Feb-18 | <u>PAID</u> |
| 48,635,000.00 | \$1,525,000.00 | 47,110,000.00 | 01-Feb-19 | <u>PAID</u> |
| 47,110,000.00 | \$1,605,000.00 | 45,505,000.00 | 01-Feb-20 | <u>PAID</u> |
| 45,505,000.00 | \$1,690,000.00 | 43,815,000.00 | 01-Feb-21 | <u>PAID</u> |
| 43,815,000.00 | \$1,775,000.00 | 42,040,000.00 | 01-Feb-22 | <u>PAID</u> |
| 42,040,000.00 | \$1,865,000.00 | 40,175,000.00 | 01-Feb-23 | <u>PAID</u> |
| 40,175,000.00 | \$1,940,000.00 | 38,235,000.00 | 01-Feb-24 | <u>PAID</u> |
| 38,235,000.00 | \$2,020,000.00 | 36,215,000.00 | 01-Feb-25 | |
| 36,215,000.00 | \$2,125,000.00 | 34,090,000.00 | 01-Feb-26 | |
| 34,090,000.00 | \$2,235,000.00 | 31,855,000.00 | 01-Feb-27 | |
| 31,855,000.00 | \$2,325,000.00 | 29,530,000.00 | 01-Feb-28 | |
| 29,530,000.00 | \$2,420,000.00 | 27,110,000.00 | 01-Feb-29 | |
| 27,110,000.00 | \$2,520,000.00 | 24,590,000.00 | 01-Feb-30 | |
| 24,590,000.00 | \$2,630,000.00 | 21,960,000.00 | 01-Feb-31 | |
| 21,960,000.00 | \$2,765,000.00 | 19,195,000.00 | 01-Feb-32 | |
| 19,195,000.00 | \$2,880,000.00 | 16,315,000.00 | 01-Feb-33 | |
| 16,315,000.00 | \$2,995,000.00 | 13,320,000.00 | 01-Feb-34 | |
| 13,320,000.00 | \$3,130,000.00 | 10,190,000.00 | 01-Feb-35 | |
| 10,190,000.00 | \$3,270,000.00 | 6,920,000.00 | 01-Feb-36 | |
| 6,920,000.00 | \$3,395,000.00 | 3,525,000.00 | 01-Feb-37 | |
| 3,525,000.00 | \$3,525,000.00 | 0.00 | 01-Feb-38 | |

* PRINCIPAL PAYMENTS DUE ANNUALLY ON THE 1st DAY OF FEBRUARY. ACTUALLY PAID EVERY JANUARY

** INTEREST PAYMENTS ARE DUE SEMI-ANNUALLY ON THE 1st DAY OF FEBRUARY AND AUGUST

TOM GREEN COUNTY INDEBTEDNESS

May-24

FUND 089 COMBINATION TAX & LIMITED SURPLUS REVENUE CERTIFICATES OF OBLIGATION ,SERIES 2017

Cusip Prefix 889642

| PREVIOUS BALANCE OUTSTANDING | PRINCIPAL PAYMENT DUE | CURRENT BALANCE OUTSTANDING | SCHEDULED DUE DATE | |
|------------------------------------|--------------------------|-----------------------------------|--------------------------|-----------------|
| 9,515,000.00 | \$0.00 | 9,515,000.00 | 01-Feb-17 | |
| 9,515,000.00 | \$170,000.00 | 9,345,000.00 | 01-Feb-18 | GJ7 PAID |
| 9,345,000.00 | \$305,000.00 | 9,040,000.00 | 01-Feb-19 | GK4 PAID |
| 9,040,000.00 | \$310,000.00 | 8,730,000.00 | 01-Feb-20 | GL2 PAID |
| 8,730,000.00 | \$345,000.00 | 8,385,000.00 | 01-Feb-21 | GM0 PAID |
| 8,385,000.00 | \$355,000.00 | 8,030,000.00 | 01-Feb-22 | GN8 PAID |
| 8,030,000.00 | \$365,000.00 | 7,665,000.00 | 01-Feb-23 | GP3 PAID |
| 7,665,000.00 | \$380,000.00 | 7,285,000.00 | 01-Feb-24 | GQ1 PAID |
| 7,285,000.00 | \$395,000.00 | 6,890,000.00 | 01-Feb-25 | GR9 |
| 6,890,000.00 | \$415,000.00 | 6,475,000.00 | 01-Feb-26 | GS7 |
| 6,475,000.00 | \$430,000.00 | 6,045,000.00 | 01-Feb-27 | GT5 |
| 6,045,000.00 | \$445,000.00 | 5,600,000.00 | 01-Feb-28 | GU2 |
| 5,600,000.00 | \$500,000.00 | 5,100,000.00 | 01-Feb-29 | GV0 |
| 5,100,000.00 | \$510,000.00 | 4,590,000.00 | 01-Feb-30 | GV0 |
| 4,590,000.00 | \$525,000.00 | 4,065,000.00 | 01-Feb-31 | GV0 |
| 4,065,000.00 | \$540,000.00 | 3,525,000.00 | 01-Feb-32 | GV0 |
| 3,525,000.00 | \$555,000.00 | 2,970,000.00 | 01-Feb-33 | GV0 |
| 2,970,000.00 | \$570,000.00 | 2,400,000.00 | 01-Feb-34 | GV0 |
| 2,400,000.00 | \$585,000.00 | 1,815,000.00 | 01-Feb-35 | GV0 |
| 1,815,000.00 | \$600,000.00 | 1,215,000.00 | 01-Feb-36 | GV0 |
| 1,215,000.00 | \$615,000.00 | 600,000.00 | 01-Feb-37 | GV0 |
| 600,000.00 | \$600,000.00 | 0.00 | 01-Feb-38 | GW8 |

TOM GREEN COUNTY INDEBTEDNESS

May-24

FUND 089 COMBINATION TAX & LIMITED SURPLUS REVENUE CERTIFICATES OF OBLIGATION, SERIES 2018

Cusip NO. Prefix: 889642

MATURITY SCHEDULE \$7,960,000

\$4,670,000 Serial Certificates

| PREVIOUS BALANCE OUTSTANDING | PRINCIPAL AMOUNT DUE | CURRENT BALANCE OUTSTANDING | SCHEDULED DUE DATE | |
|------------------------------------|----------------------------|-----------------------------------|--------------------------|-----------------|
| 7,960,000.00 | \$0.00 | \$7,960,000.00 | 1-Feb-18 | |
| 7,960,000.00 | \$160,000.00 | \$7,800,000.00 | 1-Feb-19 | GX6 <u>PAID</u> |
| 7,800,000.00 | \$250,000.00 | \$7,550,000.00 | 1-Feb-20 | GY4 <u>PAID</u> |
| 7,550,000.00 | \$265,000.00 | \$7,285,000.00 | 1-Feb-21 | GZ1 <u>PAID</u> |
| 7,285,000.00 | \$275,000.00 | \$7,010,000.00 | 1-Feb-22 | HA5 <u>PAID</u> |
| 7,010,000.00 | \$290,000.00 | \$6,720,000.00 | 1-Feb-23 | HB3 <u>PAID</u> |
| 6,720,000.00 | \$305,000.00 | \$6,415,000.00 | 1-Feb-24 | HC1 <u>PAID</u> |
| 6,415,000.00 | \$320,000.00 | \$6,095,000.00 | 1-Feb-25 | HD9 |
| 6,095,000.00 | \$340,000.00 | \$5,755,000.00 | 1-Feb-26 | HE7 |
| 5,755,000.00 | \$355,000.00 | \$5,400,000.00 | 1-Feb-27 | HF4 |
| 5,400,000.00 | \$375,000.00 | \$5,025,000.00 | 1-Feb-28 | HG2 |
| 5,025,000.00 | \$390,000.00 | \$4,635,000.00 | 1-Feb-29 | HH0 |
| 4,635,000.00 | \$400,000.00 | \$4,235,000.00 | 1-Feb-30 | HJ6 |
| 4,235,000.00 | \$415,000.00 | \$3,820,000.00 | 1-Feb-31 | HK3 |
| 3,820,000.00 | \$430,000.00 | \$3,390,000.00 | 1-Feb-32 | HK3 |
| 3,390,000.00 | \$445,000.00 | \$2,945,000.00 | 1-Feb-33 | HK3 |
| 2,945,000.00 | \$455,000.00 | \$2,490,000.00 | 1-Feb-34 | HK3 |
| 2,490,000.00 | \$470,000.00 | \$2,020,000.00 | 1-Feb-35 | HK3 |
| 2,020,000.00 | \$480,000.00 | \$1,540,000.00 | 1-Feb-36 | HK3 |
| 1,540,000.00 | \$500,000.00 | \$1,040,000.00 | 1-Feb-37 | HK3 |
| 1,040,000.00 | \$510,000.00 | \$530,000.00 | 1-Feb-38 | HK3 |
| 530,000.00 | \$530,000.00 | \$0.00 | 1-Feb-39 | HM9 |

Bank Collateral

FHL Bank Dallas

Irrevocable Standby Letter of Credit

LOC #10022048 \$42,500,000.00

Effective Date: March 6, 2024

Expiration Date: March 31, 2025

Local Government Code Sec. 116.084. INADEQUATE SECURITY. If for any reason the county funds on deposit with the county depository exceed the amount of security pledged, the depository shall immediately pledge additional security with the commissioners court.

Acts 1987, 70th Leg., ch. 149, Sec. 1, eff. Sept. 1, 1987.